




<p>Dear Year 2 Parents and Carers,</p> <p>Throughout the Summer term we will learn about our school value 'Be Bold'. Please make sure you are connected to your child's Seesaw account to continue to see your child's learning.</p> <p>Best wishes Mrs Bridge</p>	<p>In <b>Computing</b> we are learning;</p> <ul style="list-style-type: none"> <li>-That sequences of commands have an outcome and how to make predictions based on their learning.</li> <li>-How to use and modify designs to create their own quiz questions in ScratchJr and realise these designs in ScratchJr using blocks of code.</li> </ul>	<p>In <b>SPAG</b> we are applying our learning of;</p> <ul style="list-style-type: none"> <li>-apostrophes for contraction</li> <li>-question marks</li> <li>-expanded noun phrases</li> <li>-exclamation sentences e.g. What...! How...!</li> <li>-co-ordination and/but</li> <li>-subordination when/if/ that/because</li> <li>-consistent tenses</li> <li>-adverbs</li> <li>-show not tell e.g. choice of name, verbs</li> <li>-pronouns to avoid repetition</li> <li>-simile</li> </ul> <p>We will begin to explore using dialogue in our work</p>	 <p style="text-align: center;">Year 2</p>
<p>In <b>English</b> we are looking at this text; <b>Fangs by Malorie Blackman.</b></p> 	 <p>...be bold...</p> <p>~ you are capable of changing a situation...be the explorer of tomorrow ~</p>		<p>In <b>Maths</b> we are;</p> <ul style="list-style-type: none"> <li>-Developing our place value skills within and beyond 100</li> <li>-Counting in 2s, 3s, 4s, 5s and 10s</li> </ul> <p><b>At home you can practise doing this too.</b></p> <ul style="list-style-type: none"> <li>-Learn strategies to add, subtract, divide and multiply with increasing pace</li> <li>-Find fractions of amounts and compare different fractions</li> <li>-Understand how our skills learnt inside the class can be applied to everyday situations</li> </ul>
<p>In <b>Science</b> we are learning about Plants</p> <p><b>Career links:</b> Botanist, Arborist</p> <p>We will:</p> <ul style="list-style-type: none"> <li>-Observe and describe how seeds and bulbs grow into mature plants</li> <li>-Find out and describe how plants need water, light and a suitable temperature to grow and stay healthy</li> </ul> <p><i>As part of our learning children will plant and grow beans, planning their own investigation into what plants need to grow and survive, observing change over time. They will also dissect seeds, learning about the different part and their purpose.</i></p>	<p>In <b>History</b> we are debating;</p> <p><b>Have humans always shown fairness to each other?</b></p> <p>As part of our describing phase this half term the children will learn about fairness and equality. They will research the lives and influence of Rosa Parks, Malala Yousafzi, Anthony Ashley Cooper and Lord Shaftsbury. They will then begin to analyse their understanding thinking about the cause and effect of important and significant events over time, including protests and that conflict that arose.</p>	<p>In <b>Art</b> we are working on;</p> <p style="text-align: center;"><b>Sculpture and 3D: Clay Houses</b></p> <p>This unit focuses on teaching children to explore and create maps through various art forms, including drawing, felt making, printmaking, and designing stained glass. The lessons aim to develop skills in sorting, designing, and evaluating art, encouraging students to present and discuss their creations in a class gallery setting.</p>	<p>Throughout the rest of the curriculum we are learning;</p> <ul style="list-style-type: none"> <li>-<b>PSHE</b> - How to cope positively with change.</li> <li>-<b>RE</b> - What we can learn from sacred books.</li> <li>-<b>PE</b> - Athletics.</li> </ul>