




<p>Dear Year 2 Parents and Carers,</p> <p>Throughout the Summer term we will learn about our school value 'Be Bold'. Please make sure you are connected to your child's Seesaw account to continue to see your child's learning.</p> <p>Best wishes Mrs. Bridge</p>	<p>In <b>Computing</b> children will;</p> <p>explore how music can make them think and feel. They will make patterns and use those patterns to make music with both percussion instruments and digital tools. They will also create different rhythms and tunes, using the movement of animals for inspiration. Finally, they will share their creations and compare creating music digitally and non-digitally.</p>	<p>In <b>SPAG</b> we are applying our learning of;</p> <ul style="list-style-type: none"> <li>- apostrophes for contraction</li> <li>- question marks</li> <li>- expanded noun phrases</li> <li>- exclamation sentences</li> <li>- co-ordination and/but</li> <li>- subordination when/if/ that/because</li> <li>- consistent tenses</li> <li>- adverbs</li> </ul>	 <p style="text-align: center;">Year 2</p>
<p>In <b>English</b> we are looking at this text;</p> 	<p style="text-align: center;">...be bold... </p> <p style="text-align: center;">~ the outdoor learning/ learning behaviour and memorable experiences/visits and visitor's curriculum ~</p>		<p>In <b>Maths</b> we are;</p> <ul style="list-style-type: none"> <li>- Developing our place value skills within and beyond 100</li> <li>- Counting in 2s, 3s, 4s, 5s and 10s</li> </ul> <p><i>At home you can practise doing this too.</i></p> <ul style="list-style-type: none"> <li>- Learning strategies to add, subtract, divide and multiply with increasing pace</li> <li>- Find fractions of amounts and compare different fractions</li> <li>- Understand how our skills learnt inside the class can be applied to everyday situations</li> </ul>
<p>In <b>Science</b> we are learning about Plants.</p> <p><b>We will</b> -Observe and describe how seeds and bulbs grow into mature plants. -Find out and describe how plants need water, light and a suitable temperature to grow and stay healthy</p>	<p>In <b>History</b> we are debating;</p> <p><b>Have humans always shown fairness to each other?</b></p> <p>As part of our describing phase this half term the children will learn about fairness and equality. They will research the lives and influence of Rosa Parks, Malala Yousafzai, Anthony Ashley Cooper and Lord Shaftesbury.</p>	<p>In <b>DT</b> we will;</p> <p>Examine a range of fruit/vegetables and use questions to develop children's understanding. Discuss basic food hygiene practices when handling food including the importance of following instructions to control risk. Demonstrate how to use simple utensils and provide opportunities for the children to practise food processing skills.</p>	<p>Throughout the rest of the curriculum we are learning;</p> <ul style="list-style-type: none"> <li>- <b>PSHE</b> - In PSHE we are looking at building positive, healthy relationships</li> <li>- <b>RE</b> - Who is Jewish and what do they believe?</li> <li>- <b>PE</b> - Striking and fielding games.</li> </ul>

