

## Monday 22nd June

Theme - 'You are capable of changing a situation, become an explorer of tomorrow'

### Step 1 - "become an explorer of tomorrow"

Watch the video 'Baby Meerkats Explore the World'

<https://safeYouTube.net/w/cZol>



**Discussion Points** - Now that you have watched the video, let's think about what we have seen. Here are some questions to really focus your thinking. Talk about them together.

**How do you think the baby meerkats feel when they first come out of their home?**

**Why do you think they feel this way?**

**What do you think the baby meerkats will learn on their first day exploring?**



**Can you think of a time when you have felt nervous in a new place?**

**What made you feel better?**

**Do you think being an explorer is easy or hard? Why?**

**In the video we see the baby meerkats fall over but get back up many times. Why is this important?**

**Why should we try new things and visit new places?**

# English task

## Tasks - Early Years

Nursery: Look at the baby meerkat carefully and draw a picture of it. Think of some words to describe it and ask an adult to write them beside your drawing.

Reception: Under the picture of your meerkat write sentences to describe it.  
The meerkat has \_\_\_\_\_ and \_\_\_\_\_.

## Tasks - Key Stage 1

Today we would like you to make a fact file, leaflet or write a non-chronological report all about Meerkats.

You will need to choose some key questions that you would like to explore such as; where do meerkats live, what do meerkats eat, what do meerkats like to do etc. With an adult research using the internet to find out more information.

## Tasks - Lower Key Stage 2

Follow this link to the San Diego Zoo site.  
It gives you information about Meerkats and how they live.

<https://animals.sandiegozoo.org/animals/meerkat#:~:text=HABITAT%20AND%20DIET&text=Many%20adaptations%20help%20meerkats%20live,a%20wide%20range%20of%20vision.>

Imagine you are a meerkat. You could be a young meerkat or an adult. Using the information you have read, write about a typical day in your life. Include where you spend your day, what you eat, what do you have to look out for, what do the rest of your family do. Do you enjoy being a meerkat? Why?

## Tasks - Upper Key Stage 2

Where in the world would you love to visit and explore? Why? It could be a country or a city, or one of the seven wonders of the world.

What would you hope to learn from visiting this place? Who would you want to take to experience this new place with you?

Write a persuasive letter to a friend or family member, convincing them to come with you on a trip of a lifetime to the place you wish to visit.

Use the internet to research interesting facts about the place and include these in your letter.

As you are writing a personal letter you should write in informal language: 'to/from',

contractions 'don't, can't', friendly language.

You should also write in 1st person and present tense.

Include persuasive language features such as:

- Rhetorical questions - Have you ever wondered what it would be like to.. ?
- Emotive language - I can't think of anyone else I would rather go on this trip with, please don't let me down.

## Well-being task



This week is National Sports week!

The annual National School Sport Week campaign takes place in the last week of June every year to celebrate the important role of Physical Education and school sport in enhancing young people's wellbeing.

Our well-being activities will all be based around Sports Week. Mrs Allan has also kindly shared Thrive activities that you can explore at home and in school.

Today's task is to sing this year's Sports relief song 'Game On', we all really enjoyed singing this during our assemblies. I have also shared the Singing Hands video so you can learn the Makaton signs alongside.

It's Game On - Sport Relief 2020 Schools' Song Words On Screen Lyric Video from Out of the Ark Music

<https://safeYouTube.net/w/JgTK>

Sport Relief - IT'S GAME ON! - with Makaton

<https://safeYouTube.net/w/AgTK>

# Maths task

## Noah



### Challenge-

What other animals could have walked into the ark?

Are there any animals who could have got in with a free pass?

Mrs Wilson thinks that fewer spiders could have walked into the Ark than any other animal. Do you agree or disagree? Explain your reasoning.

### Creative Learning

Make your own meerkat mask!

Draw the outline on paper and card and add detail and colour, make sure you make the eyes big enough.

Cut it out and cut the holes for the eyes, add string or ribbon and try it on!



Once you have made your meerkat mask, try to recreate the meerkat video with your family or other children in your class group.

You need someone to play the narrator like David Attenborough and describe what the meerkats are doing as they explore their environment.

## Outdoor Learning


No prey is safe from meerkats! With their excellent sense of smell, they can even find their food when it is hiding underground. Meerkats can dig very quickly to find insects (the biggest part of their diet), spiders, snails, rodents, birds, eggs, lizards, and scorpions.

















Not all of the above can be found living outside in this country. However if you look at the list below, many wild animals and insects in the UK depend on these things to survive.

How many of them can you find outside?

# My I Spy Scavenger Hunt

Before this activity, you may wish to discuss with children the dangers of touching/eating berries and how to look for small creatures without disturbing/hurting them.



<p>smooth leaf</p>  <input type="checkbox"/>	<p>spiky leaf</p>  <input type="checkbox"/>	<p>twigs on the ground</p>  <input type="checkbox"/>	<p>rocks</p>  <input type="checkbox"/>
<p>soil</p>  <input type="checkbox"/>	<p>smooth bark</p>  <input type="checkbox"/>	<p>rough bark</p>  <input type="checkbox"/>	<p>nuts or seeds</p>  <input type="checkbox"/>
<p>fruit or berries</p>  <input type="checkbox"/>	<p>red flowers</p>  <input type="checkbox"/>	<p>yellow flowers</p>  <input type="checkbox"/>	<p>white flowers</p>  <input type="checkbox"/>
<p>feather</p>  <input type="checkbox"/>	<p>bird flying</p>  <input type="checkbox"/>	<p>footprints</p>  <input type="checkbox"/>	<p>animal droppings</p>  <input type="checkbox"/>