



Hi, Mr Halliburton here!

Welcome to my

KS2 "Home/School Computing  
Activity"

"Internet Safety"

The following five activities could be  
done either one each day or however  
is easiest for you.

I will post another challenge next  
week.

# Online Safety - Tips for parents and carers

The best way you can protect your child is to establish a positive relationship with them around their life online. Talk to them - not just once, but have ongoing conversations as part of your family life.

...can we  
talk?



## Talk to your child

- Find a good time and place
- Think about how you are going to introduce the subject
- Explain any worries you may have

## Listen. Don't judge. Learn...

- Where do they go online?
- What do they like?
- What don't they like?
- Make sure they know they can come to you


# Online Safety - Activity 1 Play Like Share

Find Play Like Share at [www.thinkuknow.co.uk/8\\_10/watch/](http://www.thinkuknow.co.uk/8_10/watch/)

Watch Episode 1: Block Him Right Good, Alfie with your child.

Use the following questions to chat about the cartoon:

- What did you think? What did you like about Play Like Share?
- What different things do Sam, Ellie and Alfie do online? [E.g. make videos, talk to people, learn to sing, share their songs]
- What problem did Alfie face at the beginning of the cartoon? [Another gamer messaged Alfie, asking to game with him. Alfie said no as he had to go to school]
- How did the gamer make Alfie feel? [Happy at first and then uncomfortable and worried when he started making threats]
- What did Alfie do when he realised something wasn't right? [Didn't reply. Told a trusted adult, his mum. Blocked the gamer. Reported to the website.]
- What happened when Selfie's video was made public? How did it make them feel? [People they didn't know wrote nasty or strange comments. Received links to adverts. They felt worried and uncomfortable.]



# Online Safety - Being Kind Online


Ask your child:

- Who wrote a mean comment about Alfie? [the Popcorn Wizards]
- Who 'liked' the comment? [Sam]
- Why wasn't this a kind thing to do? [It might upset Alfie. Sam is meant to be Alfie's friend]

Explain when we write or post something online, we must always think about how we might make other people feel.

**What positive words could Ellie, Alfie and Sam use to describe each other?**

Ask your child to write as many positive words and phrases as they can think of for each character, using any clues in the video to help. Your child could draw pictures of each character and add positive words to describe them.



# Online Safety - Activity 2: Alfie's Profile

Alfie has taken some important steps to make sure that he is safe when he is making videos and posting them online.

Ask your child to write down four steps Alfie has taken.

Once completed, discuss your child's answers and identify any missed steps

Steps:

1. profile picture is an avatar, not an actual photo
2. username does not feature his name.
3. Privacy set to friends only.
4. Wears clothes that are not school uniform or private, like pyjamas.

Alfies profile picture:

Alfies username:

A1gamer CHANNEL  
Friends Only

Tips&Tricks to beat the boss

Privacy settings:

Clothes Alfie wears:


# Online Safety - Activity 3: Who's Magnus?

Find Play Like Share at [www.thinkuknow.co.uk/8\\_10/watch/](http://www.thinkuknow.co.uk/8_10/watch/)

Watch Episode 2: Who's Magnus? with your child

Use the following questions to chat about the cartoon:

- What did you think? What did you like about this episode?
- What does Sam do with Megan's baby photo? [Shares the photo and makes it public]
- How does Megan feel and what does she do in response? [She feels angry/upset. She uses Sam's account to write a mean comment about Ellie and Alfie.]
- What upsets Ellie and who does she turn to? [She thinks that Sam is posting mean comments about her. Megan is unkind to her and she loses the guitar-off. She turns to Magnus, who she has met online.]
- Is Magnus the best person to support Ellie? Who else could help? [Ellie has only just met Magnus online and doesn't know him 'in real life', so he is not a good source of support for her. It would be better to talk to a close friend, family member or another adult she trusts.]



# Online Safety - What is Ok to share?

Explain it is important to think about how someone else might feel if you share a photo or video of them.

Sometimes people share photos or videos that might be unkind, or upset or embarrass other people.

Ask your child:

- When does this happen in PLS? [Sam shares a baby photo of Megan]

With your child, read each scenario on this page and ask them to answer with thumbs up, down or sideways! Discuss their answers, using the answer sheet on the next page to help you

Read each example and decide if it's:



OK to share



It depends...



Not OK to share

Ellie shares a photo of her new pet rabbit.



OK to share



It depends...



Not OK to share

Megan shares a video of Ellie crying.



OK to share



It depends...



Not OK to share

Sam shares a photo of his brother who has just got out the bath.



OK to share



It depends...



Not OK to share

Sam shares a video of himself pretending to be his pet dog.



OK to share



It depends...



Not OK to share

Alfie shares a photo of his friends at his birthday party.



OK to share



It depends...



Not OK to share

# Online Safety - Answers

## Okay to share

- Ellie shares a photo of her new pet rabbit Ellie doesn't need to ask permission from her rabbit!

## Not okay to share

- Megan shares a video of Ellie crying You should never share or post a photo of someone else that could upset them.
- Sam shares a photo of his brother who has just got out the bath This should never be shared as Sam's brother might not be wearing clothes, or only wearing a towel.

## It depends

- Sam shares a video of himself pretending to be his pet dog At the time Sam may think this is funny to share but in the future he may find it embarrassing. Even if Sam deletes the video, other people might have taken a copy of it or shared it on other sites.
- Alfie shares a photo of his friends at his birthday party If Alfie has asked his friends for permission and they have agreed then this is probably okay to share this in a closed group.
- If any details gives away personal information about Alfie or his friends, it is better not to share it.



# Online Safety - Activity 4: Who should Ellie Turn to?

Ask your child:

- Why was Ellie upset? [She thought Sam was posting mean comments about her. Megan was unkind, and she lost the guitar-off]

Explain that Ellie needs someone to help when she is upset.

Look at the activity 'Who should Ellie turn to?' on the next page

Read the description on each line and ask them to decide whether this is a good person for Ellie to talk to. Then check and discuss their answers.

Explain that someone with the 'good qualities' they have ticked would be a trusted adult. Remind your child of when Alfie turned to his mum when he was being pressured by the gamer in episode 1.

Finish by asking your child:

- Who did Ellie turn to? Were they the best person to go to? [Magnus. Ask your child to explain why, and encourage them to think about how Magnus has some qualities they put a cross against in the activity ]

# Online Safety - Activity 4: Who should Ellie Turn to?

## Who should Ellie turn to?

✓ or X whether the person described would be a good person for Ellie to turn to.



	✓ or X
Someone who listens to Ellie	
Someone who Ellie keeps secret from friends and family	
Someone who wants the best for Ellie	
Someone who gives Ellie good advice	
Someone who Ellie knows well in her offline life	
Someone who Ellie has never met	
Someone who says nice things to Ellie who doesn't really know her	
Someone who makes Ellie feel safe and does not put her in danger	
Someone who helps Ellie solve her problems	

# Online Safety - Activity 4: Answers


## Answers

	✓ or X
Someone who listens to Ellie	✓
Someone who Ellie keeps secret from friends and family	X
Someone who wants the best for Ellie	✓
Someone who gives Ellie good advice	✓
Someone who Ellie knows well in her offline life	✓
Someone who Ellie has never met	X
Someone who says nice things to Ellie who doesn't really know her	X
Someone who makes Ellie feel safe and does not put her in danger	✓
Someone who helps Ellie solve her problems	✓

# Online Safety - Write a letter to Ellie.

Recap the learning from the previous activity by asking your child:

- Who is a good person for Ellie to turn to when she is upset?
- What qualities should they have? [A trusted adult. Your child's answer should refer to the positive qualities from the previous activities]



Ask your child to write a message to Ellie, advising her on what she could do after she saw the mean comments that she thinks Sam has posted.

Explore [www.thinkuknow.co.uk/8\\_10/worried](http://www.thinkuknow.co.uk/8_10/worried) with your child to help them add more detail to their message e.g. who Ellie's trusted adult might be and how she could ask for help.

# Online Safety - Activity 5: They have fans but we have friends.

Watch Episode 3: 'They have fans, but we have friends!' with your child at [www.thinkuknow.co.uk/8\\_10/watch/](http://www.thinkuknow.co.uk/8_10/watch/).

Use the following questions to chat about the cartoon:

- What did you like about this episode? What was your favourite bit?
- What did Magnus offer Ellie? [Magnus offered Ellie time to record music in a recording studio.]
- Who was pretending to be Magnus? Why? [Megan pretended to be Magnus so that Selfie would miss the competition.]

Show your child the 'Thought Bubble' worksheet on the next page and read the task with them. Ask them to write down the things that made Alfie suspicious (not so sure) about Magnus and discuss their answers. (Examples below)

Talk about what advice they could give to Alfie about what he could do next.

Discuss the importance of telling a trusted adult if they have any suspicions or experience any warning signs that something might not be quite right when they are talking to someone online.

- Magnus looked overly cool
- His offer of time in a recording studio was too good to be true
- Alfie's friends didn't really know him – he was a 'friend of a friend'
- He sent Ellie overly nice messages – even though Ellie didn't really know him

# Online Safety -

In Alfie's thought bubble, write down the things that made Alfie feel suspicious of Magnus. (You could draw this if you don't have a printer)



# Online Safety - Can you help Grandpa George?

Ask your child what they remember about Episode 3 of Play Like Share.

Discuss:

- How did Selfie use technology to help them take part in the band competition? [Broadcast their song to friends, put a poster on their group profile page, asked all their friends to learn the words to their song, Ellie and Sam appeared via video.]

Show children the 'Grandpa George' questions on the next page and read the task with them.

Ask children to write down ideas about how Grandpa could use the tablet to solve his problems. Encourage them to be inventive as possible.

Ask your child to explain their plan to you. Also use this as an opportunity to explore the different ways you and your child use technology positively e.g. to keep in touch with friends and family, to learn from home.

# Online Safety - Can you help Grandpa George?

## Can you help Grandpa George?

Sam's Grandpa George has just got a brand new tablet. He hopes it can help him solve three problems:

1. Sam's uncle lives in Australia. Grandpa George misses him and wishes he could see him.
2. It's Sam's birthday soon, and he wants to get him the perfect present. But he doesn't know what Sam wants and besides, he can't get out to the shops.
3. He wants to make a birthday cake for Sam... but he's never baked a cake before and doesn't know where to start!



What ideas can you give Grandpa George about how going online could help him?